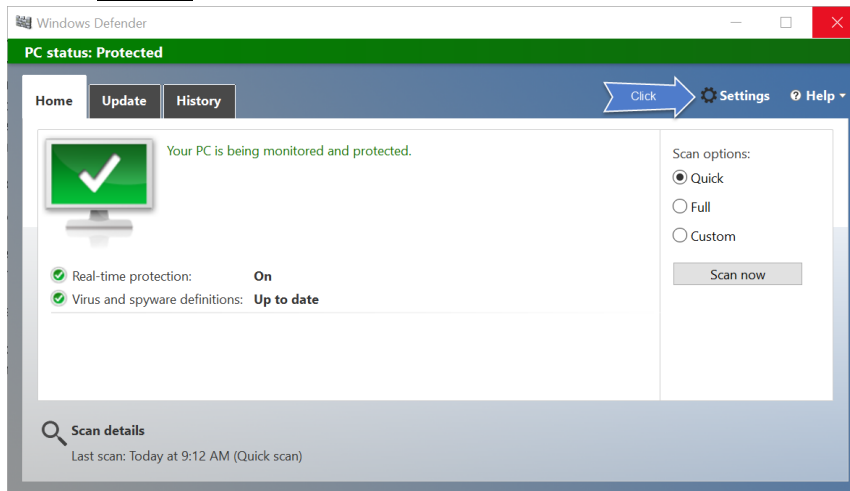


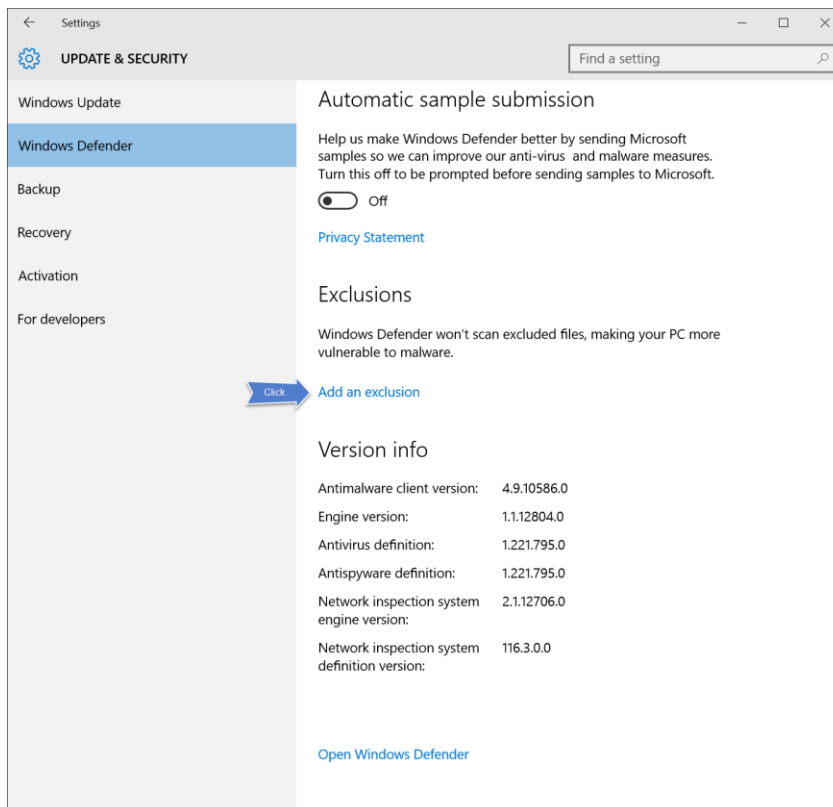
If Dragon and KnowBrainer Professional are seemingly taking an agonizing long time to launch, you may be the victim of a Microsoft security upgrade that was designed to beef up Windows 7 [Microsoft Security Essentials](#) and Windows 10 [Windows Defender](#). The following is a step-by-step on eliminating this problem in Windows 10:

1. Begin by saying **Open Windows Defender**. You can optionally open [Windows Defender](#) by double-clicking on this utility in Windows [Control Panel](#).

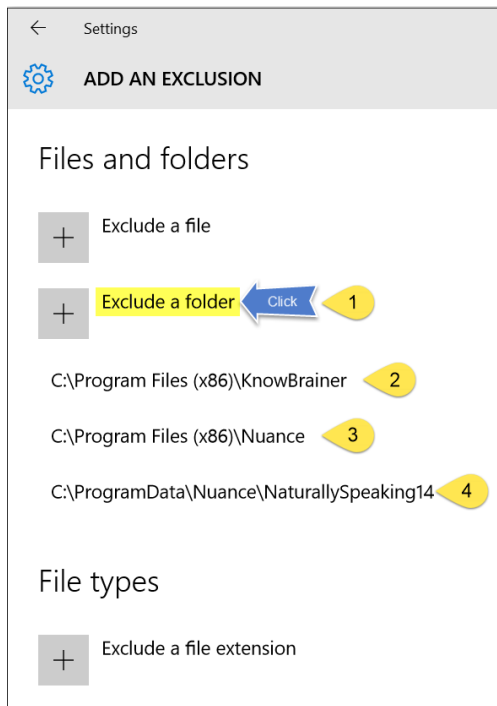
2. Click [Settings](#)



3. Click [Add an exclusion](#)



4. Click Exclude a folder and add any appropriate folders that you don't want scanned such as the KnowBrainer, Nuance and NaturallySpeaking 14 folders.



5. Close the ADD AN EXCLUSION box and Windows Defender